



Let's Get Started Orienteering


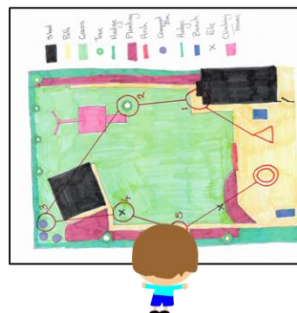
Part 3: Setting the Map

1. Garden Maps



Joe is orienteering in the garden and has drawn the map shown here.



If he is going from control 1 to control 2 on the map. Which way should he be holding the map?



If he is going from control 4 to control 5 - which way should he be holding the map?



2. Cone Grids:

- Watch the video about playing Cone Grids
- Set up a grid of cones or objects
- Try a selection of courses
- Draw your own courses
- Challenge your family to try them too

3. Musical-O

- Watch the video about playing Musical-O
- Try to play the game

4. Garden/Room

- Practice setting your map using the garden/room map which you drew for Parts 1 and 2