

Let's Get Started
Orienteering

Musical-O



Musical-O


A game for 2 to 10 people

Equipment




20 cones
10 tennis balls
Set of maps

Set Up



- Lay out 10 cones in a grid pattern
- Add a tennis ball on top of each
- Add 1 cone for every player into the centre

Map



The map shows the 10 cones with balls
Red line to mark "North"

The Map

Musical 'O'

5	○	○	9
1	○	○	4
6	○	○	3
10	○	○	8
2	○	○	7

Each player has a map

Each map has the cones numbered

Each map is numbered differently

So every map has a different cone 1 and cone 2 ...

Cone 1



My Map

Musical 'O'

10	<input type="radio"/>	<input type="radio"/>	4
6	<input type="radio"/>	<input type="radio"/>	9
1	<input checked="" type="radio"/>	<input type="radio"/>	8
5	<input type="radio"/>	<input type="radio"/>	3
7	<input type="radio"/>	<input type="radio"/>	2

Musical 'O'

7	<input type="radio"/>	<input type="radio"/>	1
3	<input type="radio"/>	<input type="radio"/>	6
8	<input type="radio"/>	<input type="radio"/>	5
2	<input type="radio"/>	<input type="radio"/>	10
4	<input type="radio"/>	<input type="radio"/>	9



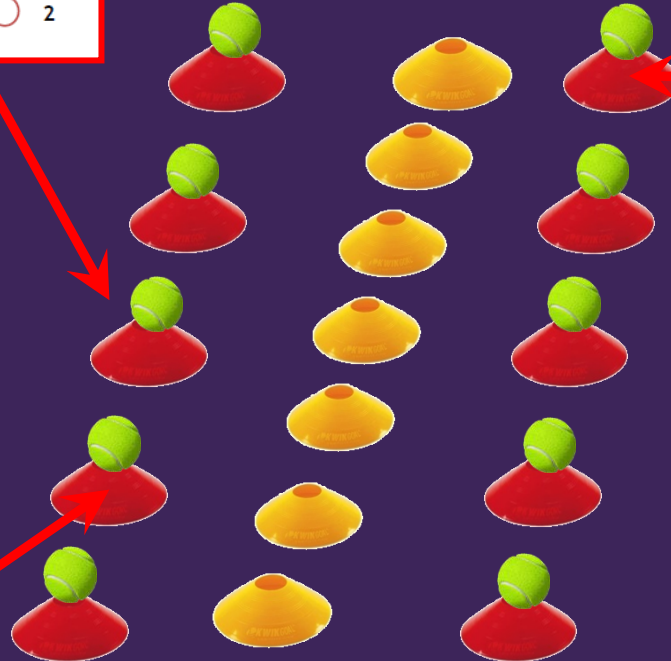
My Map

Musical 'O'

6	<input type="radio"/>	<input type="radio"/>	10
2	<input type="radio"/>	<input type="radio"/>	5
7	<input type="radio"/>	<input type="radio"/>	4
1	<input checked="" type="radio"/>	<input type="radio"/>	9
3	<input type="radio"/>	<input type="radio"/>	8



My Map



Cone 2



My Map

Musical 'O'

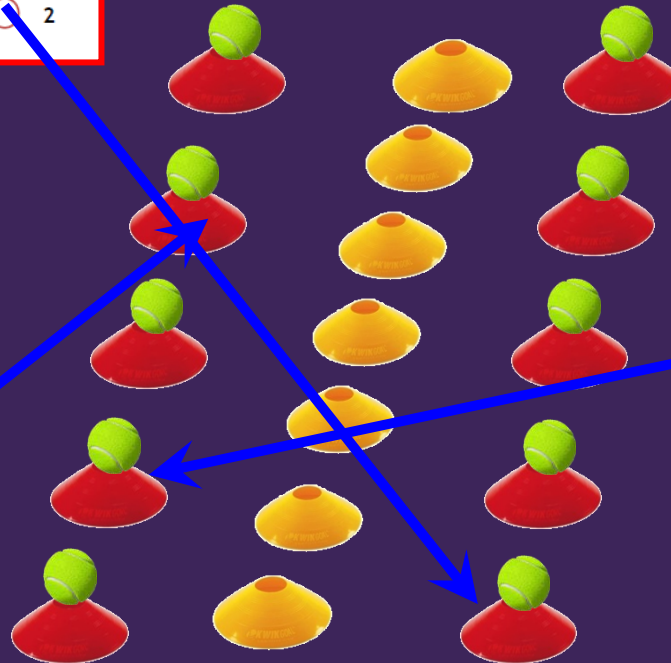
10	<input type="radio"/>	<input type="radio"/>	4
6	<input type="radio"/>	<input type="radio"/>	9
1	<input type="radio"/>	<input type="radio"/>	8
5	<input type="radio"/>	<input type="radio"/>	3
7	<input type="radio"/>	<input checked="" type="radio"/>	2

Musical 'O'

7	<input type="radio"/>	<input type="radio"/>	1
3	<input type="radio"/>	<input type="radio"/>	6
8	<input type="radio"/>	<input type="radio"/>	5
2	<input checked="" type="radio"/>	<input type="radio"/>	10
4	<input type="radio"/>	<input type="radio"/>	9



My Map



Musical 'O'

6	<input type="radio"/>	<input type="radio"/>	10
2	<input checked="" type="radio"/>	<input type="radio"/>	5
7	<input type="radio"/>	<input type="radio"/>	4
1	<input type="radio"/>	<input type="radio"/>	9
3	<input type="radio"/>	<input type="radio"/>	8



My Map

Cone 3



My Map

Musical 'O'		
10	<input type="radio"/>	<input type="radio"/> 4
6	<input type="radio"/>	<input type="radio"/> 9
1	<input type="radio"/>	<input type="radio"/> 8
5	<input type="radio"/>	<input checked="" type="radio"/> 3
7	<input type="radio"/>	<input type="radio"/> 2

Musical 'O'		
7	<input type="radio"/>	<input type="radio"/> 1
2	<input checked="" type="radio"/>	<input type="radio"/> 6
8	<input type="radio"/>	<input type="radio"/> 5
2	<input type="radio"/>	<input type="radio"/> 10
4	<input type="radio"/>	<input type="radio"/> 9

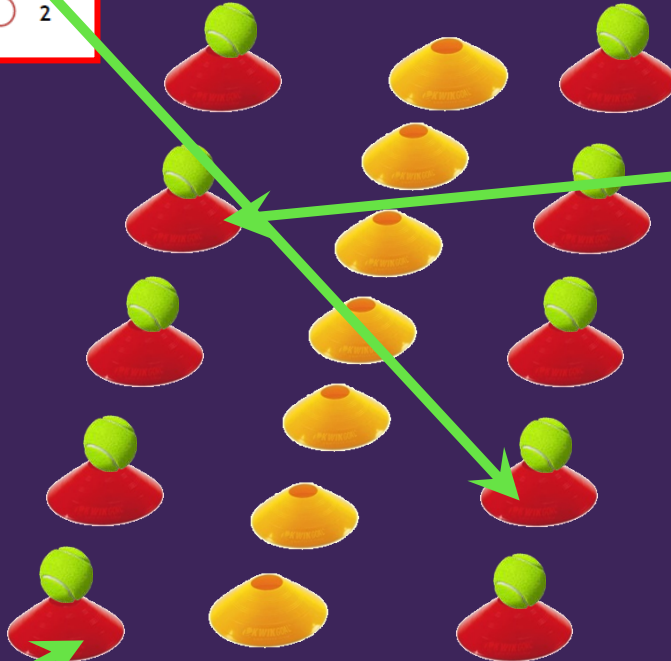


My Map

Musical 'O'		
6	<input type="radio"/>	<input type="radio"/> 10
2	<input type="radio"/>	<input type="radio"/> 5
7	<input type="radio"/>	<input type="radio"/> 4
1	<input type="radio"/>	<input type="radio"/> 9
3	<input checked="" type="radio"/>	<input type="radio"/> 8



My Map



Run round the outside of the cones




All in the same direction!



Musical 'O'

10	<input type="radio"/>	<input type="radio"/>	4
6	<input type="radio"/>	<input type="radio"/>	9
1	<input type="radio"/>	<input type="radio"/>	8
5	<input type="radio"/>	<input type="radio"/>	3
7	<input type="radio"/>	<input type="radio"/>	2

NORTH



Remember to always keep your map set

Everyone runs round

Until the music stops
Or
Someone shouts stop

A number is shouted

Number 6

Everyone must run to that numbered cone

Grab the Tennis Ball

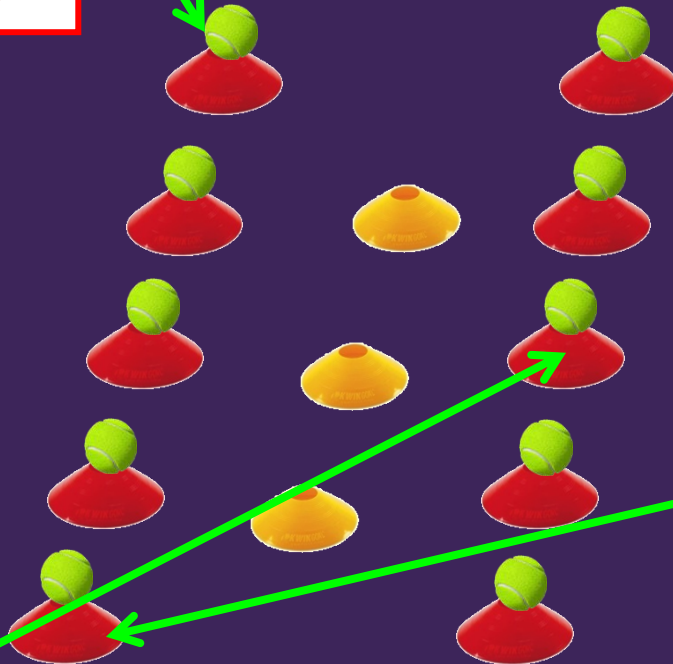

Put it on any cone in the centre

Number 4



Musical 'O'	
10	4
6	9
1	8
5	3
7	2

Musical 'O'	
7	1
3	6
8	5
2	10
4	9



Musical 'O'	
6	10
2	5
7	4
1	9
3	8



Competition Time

Have one less cone in the centre than the number of players

Last person to try to place ball is out!

Repeat until you have a winner!

The people who are out can become obstacles in the forest for the players to run round



Full Instructions and maps
can all be downloaded at
[scottish-orienteering .org](http://scottish-orienteering.org)

